

WEEKLY ECONOMIC DIGEST

JANUARY 4 - 8, 2021





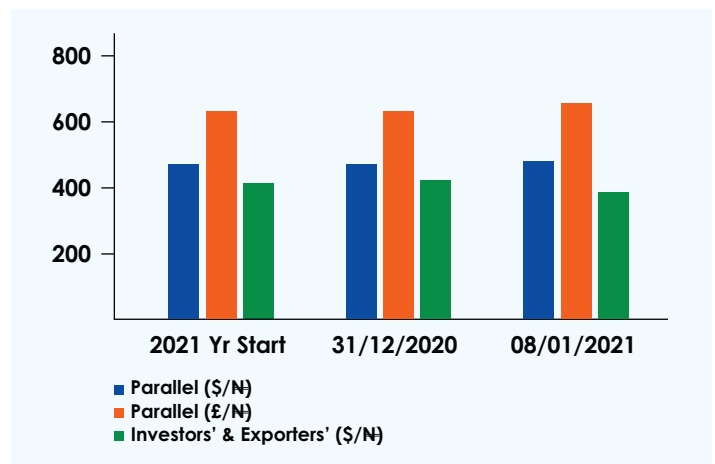
FOREX MARKET

Market	08/01/2021	31/12/2020	W/W (% change)	2021 Yr Start	2021 (% change)
Parallel (\$/₦)	472	470	0.43%	470	0.43
Parallel (£/₦)	630	628	0.32%	628	0.32
Investors' & Exporters' (\$/₦)	393.50	410.25	-4.08%	409.93	-4.00

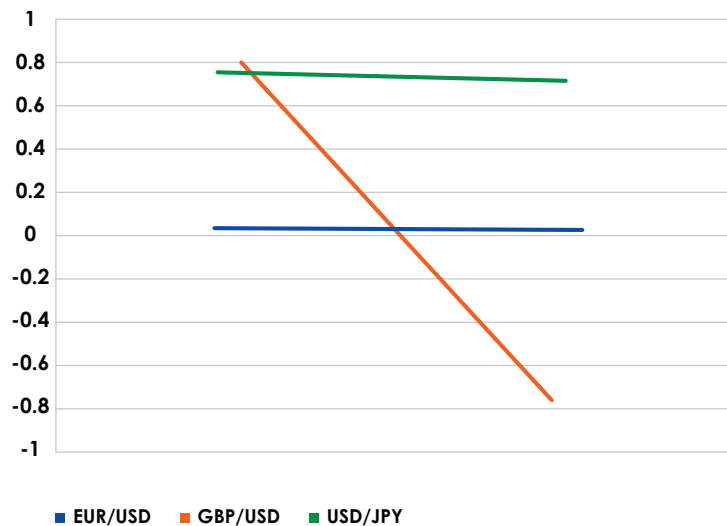
■ FMDQ/Research/Historical Data/Foreign Exchange

At the Parallel Market: During the week, the naira depreciated against the dollar and pound. N/USD closed the week at N472/\$ from the previous week's N470/\$ and N/GBP closed at N630/£ from the previous week's N628/£.

Investors & Exporters Foreign Ex-change (IFEX) Window: Naira appreciated against the dollar to close the week at 393.50/\$ from the previous week's 410.25/\$.



FOREIGN CURRENCIES

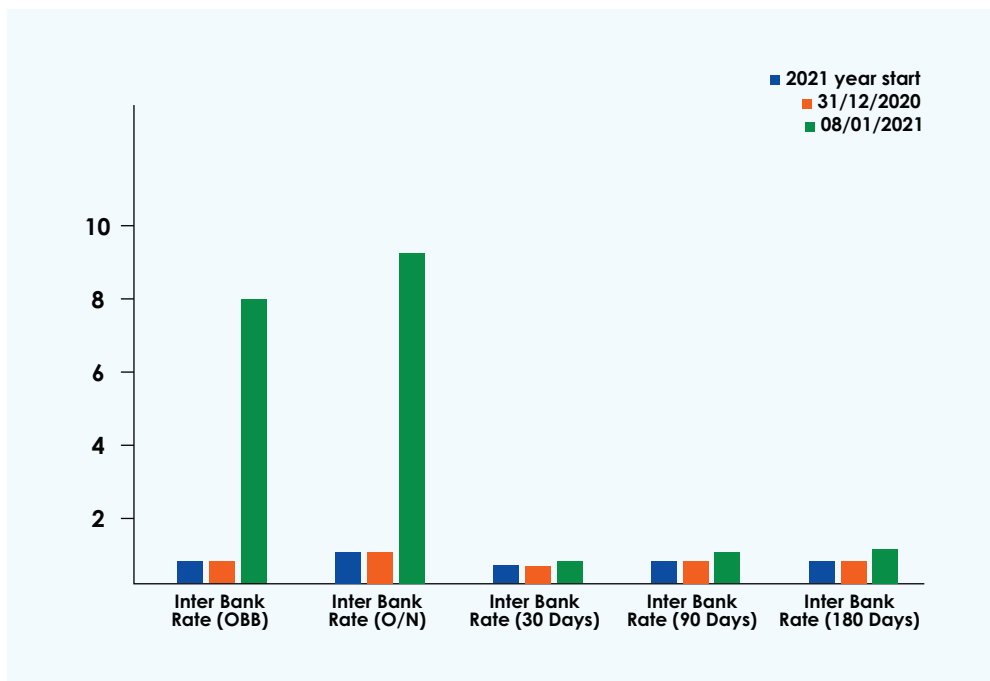


Currencies	08/01/2021	31/12/2020	W/W Change	W/W (% change)	2021 Yr Start	2021 (% change)
EUR/USD	1.2218	1.2216	0.0002	0.01	1.2215	0.02
GBP/USD	1.3567	1.3670	-0.0103	-0.75	1.3672	0.77
USD/JPY	103.94	103.25	0.69	0.67	103.20	0.72

■ Bloomberg



- The Dollar depreciated against the Euro, whilst appreciating against the Pound, and the Japanese Yen.
- The Dollar depreciated against the Euro by 0.01% to 1.2218 from last week's 1.2216.
- The Dollar appreciated against the Pounds by 0.75% to 1.3567 from last week's 1.3670.
- The Dollar appreciated against the Japanese Yen by 0.67% to 103.94 from last week's 103.25



Money Market Issues	This Week	Last Week	W/W Change	2021 Year Start
	08/01/2021	31/12/2020	%	%
Inter Bank Rate (OBB)	8.00	0.50	7.50	0.50
Inter Bank Rate (O/N)	9.33	0.83	8.50	0.83
Inter Bank Rate (30 Days)	0.59	0.38	0.21	0.38
Inter Bank Rate (90 Days)	0.69	0.48	0.21	0.48
Inter Bank Rate (180 Days)	0.80	0.49	0.31	0.49
Average	3.88	0.54		

■ FMDQ

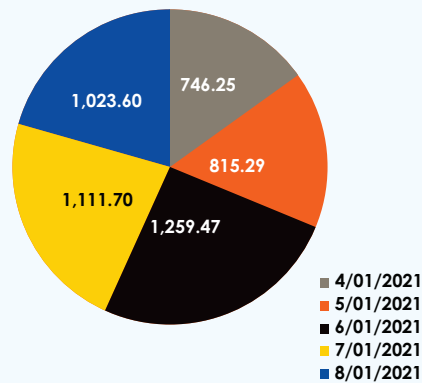
At the close of business activities in the week under consideration, the average short term interest rate increased by 3.34% to close at 3.88% from previous week's 0.54%.

- The OBB rate increased by 7.50% to close at 8.00% p.a. from previous week's 0.50% p.a.
- The (O/N) rate increased by 8.50% to close at 9.33% p.a. from previous week's 0.83% p.a.
- The 30 days rate increased by 0.21% to close at 0.59% p.a. from previous week's 0.38% p.a.
- The 90 days rate increased by 0.21% to close at 0.69% p.a. from previous week's 0.48% p.a.
- The 180 days rate increased by 0.31% to close at 0.80% p.a. from previous week's 0.49% p.a.



LIQUIDITY IN THE SYSTEM

Opening Liquidity Volume (Billions {N})

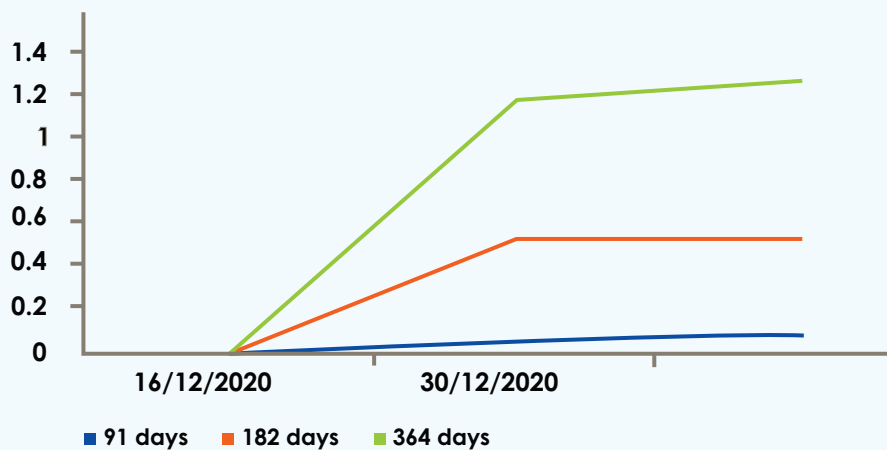


Date	04/01/2021	05/01/2021	06/01/2021	07/01/2021	08/01/2021
Opening Liquidity Volume (Billions {N})	746.25	815.29	1,259.47	1,111.70	1023.60

■ CBN.gov.ng/Data& Statistics/financial data

- Major Inflow: OMO repayments of N438.74bn
- Major Outflow: OMO sales of N60.00bn

TREASURY BILLS PRIMARY AUCTION FOR LAST TWO (2) PERIODS

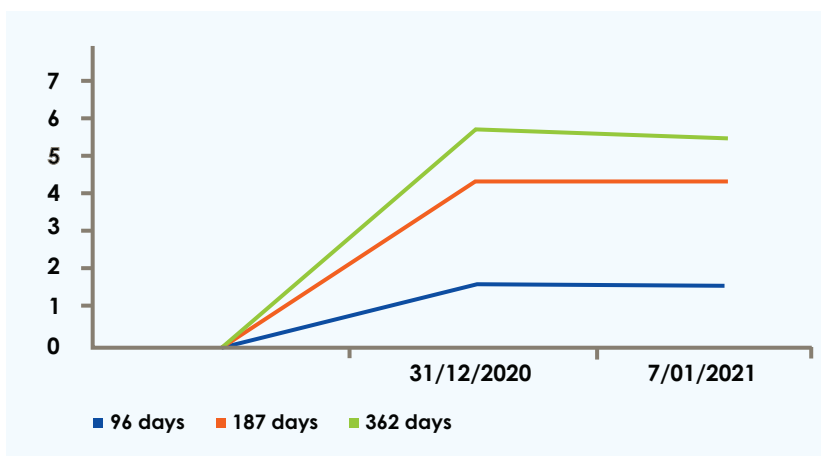


Tenor	Issued Date	Offered (N Bn)	Subscribed (N Bn)	Sold (N Bn)	Stop Rate (%)
91	30/12/2020	10.00	30.55	10.00	0.035
182	30/12/2020	20.00	28.90	20.00	0.50
364	30/12/2020	44.84	111.97	44.84	1.21
Total		74.84	171.42	74.84	Aver. (0.58)
91	16/12/2020	2.00	18.21	1.50	0.048
182	16/12/2020	2.00	10.27	1.70	0.50
364	16/12/2020	3.00	93.05	3.80	1.51
Total		7.00	121.53	7.00	Aver. (0.57)

■ CBN.gov.ng/Data& Statistics/gov. securities summary



OMO AUCTIONS FOR LAST TWO (2) PERIODS:

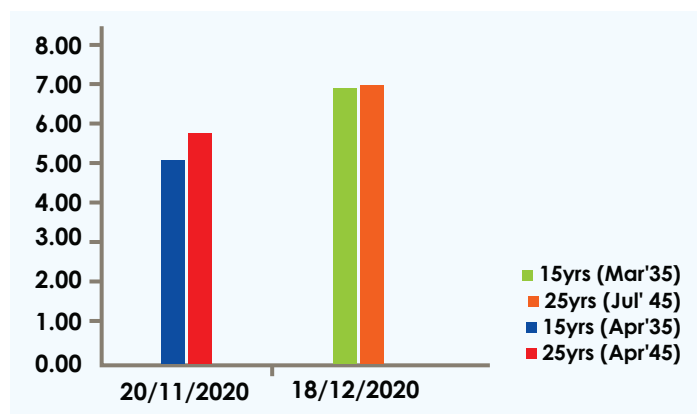


Tenor	Issued Date	Offered (N Bn)	Subscribed (N Bn)	Sold (N Bn)	Stop Rate (%)
96	07/01/2021	10.00	57.77	10.00	1.51
187	07/01/2021	10.00	81.04	10.00	4.34
362	07/01/2021	40.00	539.81	40.00	5.74
Total		60.00	678.62	60.00	Aver. (3.86)

89	31/12/2020	10.00	42.92	10.00	1.56
173	31/12/2020	10.00	52.82	10.00	4.39
362	31/12/2020	60.00	339.82	60.00	5.80
Total		80.00	435.56	80.00	Aver. (3.92)

■ CBN.gov.ng/Data & Statistics/gov. securities summary

Bonds: Primary Market:



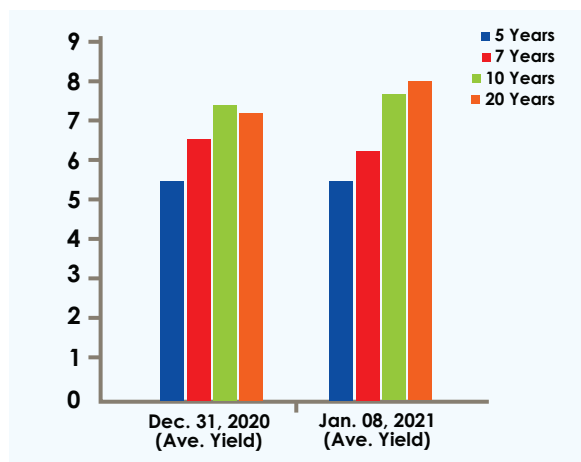
Tenor	Issued Date	Offered (N Bn)	Subscribed (N Bn)	Sold (N Bn)	Stop Rate (%)
15yrs (Mar'35)	18/12/2020	30.00	90.89	20.00	6.95
25yrs (Jul'45)	18/12/2020	30.00	43.17	10.00	7.00
Total		60.00	134.06	30.00	Aver (6.98)

15yrs (Apr'35)	20/11/2020	40.00	87.70	40.00	5.00
25yrs (Apr'45)	20/11/2020	40.00	97.04	40.00	5.79
Total		80.00	184.74	80.00	Aver (5.40)

■ CBN.gov.ng/Data & Statistics/gov. securities summary



Bonds: Secondary Market



Tenor	Jan. 08, 2021 (Ave. Yield)	Dec 31, 2020 (Ave. Yield)	Difference
5 Years	5.46	5.44	0.02
7 Years	6.34	6.50	(0.16)
10 Years	7.58	7.26	0.32
20 Years	8.02	7.23	0.79

■ FMDQ

At the secondary market, the yield for 5, 10, and 20 years bond increased reflecting low demand for long term government securities, while the yield for 7 years bond declined reflecting high demand for short term government securities during the week under consideration.

FundQuest

focuses on delivering value to customers
through a dynamic range of low-risk investment solutions
that offers guaranteed returns far superior to the market average.

For advisory or financial guidance, contact us:

+234 8167129770, contact@fundquestnigeria.com